

Pangangan Women: Hope of the Island

Trainer's Guide



A publication of the:



University of the
Philippines Los
Baños Gender
Program for Rural
Development
(UPLB-GPRD)



National
Commission on
the Role of
Filipino Women
(NCRFW)



Canadian
International
Development
Agency (CIDA)

Technical Writing Team

Project Management Office, NCRFW

Annaliza S. Aquino
Marichu M. Buergo
Virginia B. Leander
Sarah N. Umandal

UPLB-GPRD


Dr. Melanda M. Hoque
Dr. Merlyne M. Paunlagui
Ms. Cecille A. Lopez

Layout

Acknowledgement

Emmeline L. Verzosa, NCRFW
Dr. Carolyn I. Sobritchea, UCWS
Dr. Antonio Contreras
Ms. Marilen Benzon, GRC Pamulinawen-Region 1
Dr. Fe A. Andico, GRC Urduja-Region 1
Dr. Rosario Asong, GRC Ugsad-Region 6
Ms. Hernanita Peliño, GRC Kadayao-Region 8
Ms. Amelia Bojo, GRC Karomahan-Region 10
Dr. Antonio Moran-GRC Kalumonan- Region 11

**Pangangan Women:
Hope of the Island
Trainer's Guide**



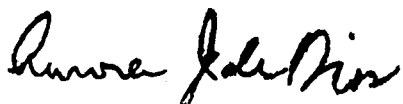
Messages

Transforming the conventional way of pursuing development agenda by the government so that it may sensitively respond to the needs and concerns of women has been an enormous challenge for the National Commission on the Role of Filipino Women (NCRFW) and its partners in gender and development. Indeed, strong policies, legal mandates, gender approaches to development, enabling mechanisms and structures are in place to shepherd the bureaucracy in making its processes responsive to the struggles of women. However, there is a constant need to translate the rich experiences of women and men involved in gender work into useful instruments, such as these training guides, that can influence the mainstream into taking concrete actions that address the distinct needs of women and men.

In our modest attempt to respond to this need, the NCRFW in partnership with the University of the Philippines Los Baños Gender Program for Rural Development came up with a compilation of narrative and video case studies grounded on local experiences of gender advocates in various parts of the country, that could serve as a resource of good practices as well as challenges vis-à-vis gender work.

It is our hope that this compilation will be optimized by those involved in gender training to make our advocacy for gender equality more meaningful and to further deepen appreciation and understanding of gender and development concepts by individuals who are in the mainstream of development.

In all these, may we also express our gratitude to the Canadian International Development Agency (CIDA) for its decade-long trust, confidence and enduring support to our cause of making government think and act gender.



AURORA JAVATE-DE DIOS
Chairperson, NCRFW

Messages

The University of the Philippines Los Baños Gender Program for Rural Development takes pride in having the opportunity to have the National Commission on the Role of Filipino Women as a partner through its Institutional Strengthening Project, Phase II. The outputs are training materials on gender and development and gender mainstreaming. These materials mirror the strengths as well as struggles of women in various parts of the country.

The task in developing the materials was not easy, but was intellectually and psychologically rewarding. The researchers interviewed, consulted the women and men in the study areas, then validated the results with them. The products are reflections of the depth and breadth of the respondents' experiences and specially the challenges of women in their desire to achieve and appropriate the benefits due them as members of the society.

The materials may also be used by gender advocates in engendering members in their workplace. While, different case studies and the accompanying video are good start up for gender sensitivity, gender analysis and gender responsive planing, the facilitators may opt to enhance the contents of these materials to suit the varying needs and degree of awareness and involvement of agencies in mainstreaming gender in their programs.

The development of these training materials would not have been possible without the assistance of the Canadian International Development Agency (CIDA), our heartfelt thanks and gratitude. To all our colleagues, may this humble contribution finds meaning in making government a true believer and advocate of gender equality.



DR. MELANDA M. HOQUE
Program Leader, UPLB-GPRD

TABLE OF CONTENTS

Messages	iii
Overview	ix
Description of the Video Case Studies	1
Target Users	3
Applications	4
The Prerequisites	5
GAD Training	5
Barriers, How to Break Them	6
Facilitator, What to do?	8
Objectives Setting	10
Deciding on Methods	11
Session Flow in a Nutshell	14
Workshop Proper	15
Introduction	15
Guiding Principles	16
Objectives	17
Methodology	18
Processing	22
Glossary of Terms	
Sources	

Overview



C ognizant of the need to address increasing demands for gender training materials using local experiences, the UPLB-Gender Program for Rural Development and the National Commission on the Role of Filipino Women developed eight video case study materials to assist government training institutes in enhancing the capacities of government workers in the area of gender mainstreaming. The Canadian International Development Agency provided support for this undertaking.

Each video case study comes with a trainers' guide for facilitating workshops in various government agencies. These workshops aim to enhance participants' gender awareness and skills to identify and address gender issues in their agencies' development plans, programs, and services.

To effectively aid trainers, this guide provides core messages with insights on how to establish concepts, and gender-sensitive methodologies and a "little trainer" who offers suggestions and significant ideas relative to the conduct of gender sensitivity training, gender analysis, and gender responsive planning, is also included.

Description of the Video Case Study Materials



Power of Two

The POWER of TWO video case study tells the story of the KABABAIHAN IISA ANG LAYUNING UMUNLAD ANG SAMBAYANAN or KILUS, a women's organization in Ugong, Pasig committed to cleaning and greening their Barangay. It highlights the varied roles portrayed by women in the household, and in community and decision-making processes. It also provides information on the relations of women and men pertaining to their access to, and control over resources, benefits, and political processes.

Woman, Mother, Teacher, Warrior: The Case of Josefina Campo

The case illustrates how a woman like Josefina Campo challenges the socially constructed roles of women and men in the context of environmental protection. The video case study highlights that as producers, and consumers of natural resources, women play an integral role in promoting sustainable and ecologically sound consumption and production patterns in natural resource management.

Weavers of Dreams : Vignette of Lake Sebu's T'boli Women

Cultural traditions and beliefs affect women's access to and control over productive assets, employment, education, training opportunities, information and decision-making mechanisms in the community and within the household. The video powerfully depicts the women's capacity to defy stereotype roles and conscientize other women, given their natural inclination as leaders.



Keepers of the Upland

Set against the backdrop of the Department of Environment and Natural Resources' (DENR) Community-Based Forest Management program, the video case study depicts women's capacity, to take stock of their environment as an organized force. Their concerted effort to fight for their rights earned for them acknowledgment of their specific contributions to sustainable management of natural resources.

Pangangan Women : Hope of the Island

The important role of the Gender-responsive Coastal Environment Program of the DENR in promoting gender equality is highlighted in this video case study. It conveys that gender equality may be realized when gender concerns are integrated in all areas of programming; and when investments in certain initiatives are made.

Second Look at Barangay Looc, Calamba

The video case study calls attention to how industrialization in the Cavite-Laguna-Batangas-Rizal-Quezon (CALABARZON) area has displaced agriculture in the area. This has forced women and men to shift from land cultivations to factory work. The video case study also highlights how this phenomenon can further aggravate the multiple burdens of women as they are forced to take on more menial jobs, for their families' survival.

Food In Bloom: Building A New Perspective

Agriculture accounts for most land use in the Philippines. However, modern farming practices have adversely affected environmental variables such as quality of soil and water, and quantity of water as well. Thus, the women and men of Barangay Bahong, Benguet decided to shift from rice to rose production. This commodity shift heightened the women's capacity to adapt to their changing environment; and to take a more active role in searching for alternative sources of livelihood.

Weavers of Hope

The video case study demonstrates how a gender-blind technology limits women's participation in the advancement of the abaca industry in Malinao, Albay. It also illustrates how it can retard economic development.

Target Users



The video case study materials and trainers' guide are intended for trainers who have undergone training on Gender Sensitivity, Gender Analysis, and Gender Responsive Planning. Trainers need to have a profound understanding and substantial knowledge of Gender and Development. This is necessary because given that the training not only enhances skills, but can also transform behaviors and attitudes of participants and key persons involved in decision and policy making processes.

Applications



The video materials and trainers' guides are designed to assist trainers in their conduct of Gender Sensitivity Training, Gender Analysis and Gender Responsive Planning. The table below shows which video material may be used for these training.

1. <i>Power of Two</i>	Gender Analysis
2. <i>Woman, Mother, Teacher, Warrior: The Case of Josefina Campo</i>	Gender Responsive Planning
3. <i>Weavers of Dreams : Vignette of Lake Sebu's T'boli Women</i>	Gender Sensitivity Training
4. <i>Weavers of Hope</i>	Gender Analysis
5. <i>Pangangan Women : Hope of the Island</i>	Gender Responsive Planning
6. <i>Second Look at Barangay Looc, Calamba</i>	Gender Analysis/ Gender Responsive Planning
7. <i>Food In Bloom: Building A New Perspective</i>	Gender Analysis
8. <i>Keepers of the Upland: Samahang Pangkaunlaran ng Kababaihan Kabalikang ng Kapit Bisig</i>	Gender Analysis/ Gender Responsive Planning

The Prerequisites

Remember



GENDER TRAINING

- ☞ is not a war of the sexes;
- ☞ is not anti-male;
- ☞ both women and men are victims of gender inequality, although women are more often victim than men; and
- ☞ both have a stake in the struggle for gender equality.

Barriers, HOW TO BREAK THEM?



Effective learning depends on how you respond to the needs, attitudes, and cultures of your participants. It is your role to encourage them to participate in all the discussions. To make this possible, it is always advisable to use the participatory approach in discussing gender and development concepts. It is also a “must” to conduct a TRAINING NEEDS ANALYSIS (TNA) to know your participants’ personal characteristics such as sex, age, religion, and occupation. It is also important to know their strengths and limitations in terms of GAD knowledge. If participants do not have previous exposure to gender workshops, introduce sessions or exercises that will create a positive attitude towards the workshop.

2

Promote an environment where everybody cooperate with one another. Encourage participants to avoid being judgmental. When a trustful environment is created, participants are more likely to voice out their fears, ideas and experiences. Be sure that before viewing the video, all concerns of the participants are constructively addressed so as not to serve as distractions during the learning process.

Learn how to learn. Resistance to the topic or idea and other physical or psychological barriers to learning may affect effective handling of the session. Always explore ways and methodologies to address these hindrances. Avoid creating a divide between men and women. A WORKSHOP ON EMPOWERMENT MUST IN ITSELF BE EMPOWERING

3

4

Ensure that the members of your facilitating team are experienced in handling training programs; and are equipped with GAD knowledge. It is important that facilitators understand the cultural backgrounds of the participants.

Preview the video case study material before the training. This will give you sufficient time to familiarize yourself with the material and identify possible responses to the reactions and comments of the participants during the workshop.

5

6

Ensure that necessary equipment such as the VHS player, television, overhead projector (if necessary) and workshop materials such as transparencies, pens etc., are all properly set up.

Do not stop or pause the video when it is being played. This will distract the attention of the participants and may affect their understanding of what they are viewing.

7

Facilitator, WHAT TO DO?



KEEP THE GROUP ON TRACK BY:

- Managing the discussion rather than getting emotionally involved.
- Encouraging the participants to move ahead with the discussion when they spend more time on minor points.
- Never taking sides.
- Giving practical examples.
- Asking for facts.
- Always referring back to the group's aims and goals when you notice that the topic of discussion is veering away from the objectives.

ENCOURAGE PARTICIPATION BY:

- Creating a sense of fun, especially in the beginning, through the use of an exercise, or an unfreezer.
- Drawing out personal experiences.
- Building trust during the trust game.
- Clearly identifying and stating the rules to be followed during the discussion.

- Giving clear and specific feedback.
- Making everyone feel valued.
- Making sure everyone has a chance to express one's viewpoint.

MAINTAIN A SPIRIT OF LEARNING IN THE GROUP BY:

- Supporting, recognizing contributions and building on suggestions made by others.
- Helping people in conflict to understand another's views. Help search for harmonizing elements.
- Promoting communication by asking further questions. For example, "Could you say more about that?"
- Allowing participants to express their feelings and reactions to how the group is working.

*(modified version, sourced from the original)
Training on GAD Planning and Budgeting for the GAD
Resource Centers, UCWS-NCRFW-CIDA project*

Objectives Setting



As a trainer, it is your role to set clear behavioral or competency based objectives. The objectives must not only touch the theoretical and conceptual aspect. It should also touch the affective level of learning to remove the prejudices that the participants have.

In setting the objectives, keep in mind what you want the participants to feel, know, understand, and be able to do after the workshop. It is also good to review and modify the objectives from time to time, in consultation with the participants. As a further guide on the formulation of objectives, ask yourself the following:

- 1** Do the objectives match the needs of the participants in terms of skills and knowledge?
- 2** Are the objectives realistic in terms of time and activity to be conducted?
- 3** Is there a logical flow from one objective to the next?
- 4** Are the objectives measurable? If yes, how?
- 5** Do the objectives address what you want the participants to know, feel, understand, and be able to do?

Deciding on Methods



Methods are the heart of a workshop. They are the tools that will guide you in facilitating whether participants could have a creative learning experience, both at the theoretical and affective level. Use methods that will unlock the creativity, and at the same time, hone the analytical skills of the participants. As a trainer, choose a method that is creative, informative, and analytic.

Methods should enhance the participants' creativity to look at situations in new ways. It should also equip them with tools that will enable them to analyze a particular situation based on their own experiences. Lastly, methods used should develop skills in planning for gender responsive development initiatives.

Here are some of the methods that you may consider as you conduct a training:

Creative Methods

Each individual has talents that remain undiscovered and untapped. Some trainers do not recognize and capitalize on such talents. The openness and innovativeness of participants will help a lot in the realization of training goals. Some examples of creative methods include posters, short plays, and games.

Investigative Methods

Investigative methods enable participants to assess a particular situation. Team work and participation are very important in these methods to help participants gain a wholistic view and in-depth understanding of their problems.

Analytic Methods

Analytic methods help participants to examine problems in depth and to identify realistic solutions to their problems. These methods help participants identify the most logical and efficient procedures to arrive at solutions to their problems. Some activities under the analytic methods include case analysis, open-ended problem drama, and visioning.

Planning Methods

Participants should have the minimum ability to plan. Trainers need to equip participants with basic knowledge and skills on planning tools. Participants should be able to plan for specific, measurable, attainable, realistic and time bound (SMART) development plans. Examples of planning methods include the use of story with a gap, and analysis of resources and constraints related to the achievement of project goals.

Informative Methods

Didactic teaching materials are appropriate for these methods because participants will always feel the need for information, new skills and knowledge on a certain topic. Participants should be involved in the learning along the way. Informative methods include demonstrations, lecture-discussion, brainstorming and informative games.

Session Flow in a NUTSHELL



The training on Gender Responsive Planning using this video case study may run from three to four hours depending on the background of the participants. The description below gives an ideal set up or session flow to safeguard quality of learning and training process. But keep in mind that as a trainer, you can make necessary adjustments based on the needs of the participants.

TIME	ACTIVITY	RELEVANCE
20 Minutes	Acquaintance game	It is important that participants get to know each other as well as their trainer in a rather informal set-up to evoke some degree of openness and spontaneity.
10 Minutes	Priming	This portion serves as a teaser to the participants. By giving a brief introduction about the module, the trainer is able to arouse the participant's interest about the video case study. Other pre-workshop inputs may also be given at this point.
30 Minutes	Workshop Orientation	Discussing the workshop objectives and expected outputs is critical in order to impart a sense of direction to the participants. Participants always want to know where activities are leading them. They tend to feel insecure when they are not properly informed.
90 Minutes	Workshop	This covers viewing time, group sharing and reporting.
90 Minutes	Processing of Workshop results, Wrap-up and Evaluation	The processing portion gives the trainer a sense of fulfillment. It is also here where she/he gets to assess her/his weak spots and how she/he can redeem these before the training is finally concluded. It is here that the trainer is able to gauge how much difference she/he has made in the perspective of the participants (keeping in mind that gender training have a lot to do with transforming ways of thinking and behaving). At best, this portion will allow participants to surface their learnings, reactions and perceptions about women relative to men; and bringing all of these to their individual contexts.

Workshop Proper


Introduction



Women and men play various roles in the community; thus they have different needs that must be considered in the planning process. To support this effort, a training on Gender-Responsive Planning is necessary to equip participants with skills and knowledge on how to integrate and mainstream gender concerns into the development process

Gender-responsive planning entails the integration of gender concerns into the planning, implementation, monitoring and evaluation of programs and projects. It involves more than just inclusion of women's concerns in programs and projects. It requires women's participation in all aspects of development planning.

The gender responsive planning conceptual framework will be the base or foundation of the introduction to the workshop discussion. This part is very crucial in setting the tone of the training. However, it is deemed more effective and less threatening to the participants, if the trainer establishes the bias gradually. It is important that participants should be helped to come to a conclusion, on their own, that women have less entitlements because they are assigned minor roles.



Gender Analysis is an integral part of gender responsive planning. Thus, it is pertinent to study and gather information on gender analysis when discussing gender responsive planning.

Gender analysis is an indispensable tool which will aid planners to understand the local context and plan development initiatives with gender considered as a cross-cutting factor. Only when gender issues and concerns are integrated into each stage of the development planning cycle can it be considered gender responsive.



Guiding Principles



Gender responsive planning is important because:

Women and men have different gender roles, needs, and interests

Women and men have unequal decision making powers.

Resources are limited and allowing market forces to dictate priorities can increase inequalities.

Women-specific issues, which are often overlooked, have to be addressed.

Affirmative action programs have to be developed and implemented to address gender inequalities.

Diagnostic tools for gender responsive planning consider the following:

- . Gender roles
- . Practical needs and strategic needs
- . Differential access to and control over resources and benefits
- . Gender relations
- . Constraints and opportunities
- . Levels of empowerment of interventions and strategies (welfare, access, conscientization, participation and control)

Objectives



By the end of the workshop, participants should be able to formulate a vision of a gender-fair society; and are able to identify mechanisms and strategies on how to achieve it.

Methodology



The trainer is encouraged to use a combination of formal and creative methods to down play the seriousness of the topic. Creative methods encourage more active participation from the participants while requiring deeper reflection on the case. Through this method, participants can highlight the most essential elements in their own presentation.

A. LECTURE-DISCUSSION

- o *What is the Coastal Environment Program (CEP) all about?*

CEP in Central Visayas is a project of the DENR City Environment and Natural Resources Officer (CENRO) Tagbilaran City. The Pangangan Island served as the DENR's pilot site for this project. CEP aims to conserve and manage the coastal resources in the island through a community-based approach.

- o *How was GAD integrated into the CEP? What actions were taken by the regional and provincial staff of the DENR?*

The regional and provincial DENR offices conducted a series of meetings and consultations on how gender concerns could be integrated in the project. They also conducted a gender analysis using PRAGEN tools to enable participants to speak out issues and concerns which need to be addressed. An annual budget of P250,000.00 was also allocated for the implementation of the project.

What entry points were identified and used?

People – staff of DENR, women and men in the community who were organized to form people’s organizations (POs).

Policy – the integration of GAD into the CEP was in compliance to DENR Administrative Order (AO) No. 7 Series of 1995 (Guidelines for the Implementation of Gender and Development Activities in the DENR). The said AO directs DENR to create a National Gender and Development Executive Committee (NGADEC) which shall oversee compliance with RA 7192 and shall decide on matters related to GAD. A National Focal Point (NFP) headed by the Head of Assistant of the Office of the Secretary shall also be created; to support the NGADEC. The NFP shall also ensure that programs, projects, policies, and activities of DENR shall enhance the participation of women and men, both as agents and as beneficiaries; in the development and management of natural resources and in environmental protection. These types of structures shall also be replicated at the regional and local levels of the DENR.

Enabling Mechanisms – different training and workshops were conducted to equip the implementors with the necessary knowledge and skills (i.e. gender sensitivity training, training on fish sanctuary management, solid waste management).

Projects – coastal clean-up, mangrove plantation, animal dispersal were undertaken.

- o *What roles did the women and men of Pangangan performed?*

The women and men of Pangangan Island played complementary roles. For example, when the men go out to fish, the women served as fish wardens to apprehend illegal fishers.

- o *Is there a linkaging between and among the efforts of the DENR project and other interventions, actions, organizations in the community?*

Yes. Since the POs were formed as part of the project, their initiatives and efforts were aligned to the goals and objectives of the CEP-GAD. Moreover, community members, POs and the local barangay were able to expand their network through the DENR project.

- o *What contributed to the success of the project?*

Factors for success:

- Participatory approach in planning, designing, and implementing the project
- Openness and support of the community
- Formulation of GAD plans by POs
- Commitment of the POs formalized through a Memorandum of Agreement

- o *What were the impacts of the CEP-GAD on the lives of women in Pangangan Island?*

Through the project, Pangangan women:

- Gained access to credit which they can use to engage in livelihood activities;
- Became aware of their leadership potentials;
- Increased their participation in economic, social, and political concerns of their community; and
- Became well-informed and able to make decisions concerning their personal lives.

B. CREATIVE METHOD - VISIONING

Our Vision For Pangangan Island

1. Divide the participants into groups of five or six.
2. Ask them to draw or to paint a picture of how they envision Pangangan Island to be, five years from now. The drawing can either be symbolic or not.
3. Ask them to identify and discuss strategies and mechanisms needed to achieve their vision. They can either include this in their drawing or not.
4. Each group presents and explains its output.

Processing



Step

1

After each presentation, the trainer/facilitator lists down identified strategies and mechanisms by each group. If there are similarities from each of the groups, point these out, then.

Step 2

After discussing the strategies and mechanisms, ask the participants what mechanisms they can suggest to the CEP-GAD implementors to sustain the initial gains of the project.

Step 3

Outputs of the workshop may serve as reference for participants in planning out their own strategies. The outputs can also be forwarded to the DENR to serve as reference for future planning.

Basic GAD Concepts



DISCRIMINATION, which is any practice, policy, or procedure that denies equal treatment and status to women on the basis of their being females.

GENDER refers to the socially learned and culturally-determined roles, characteristics, behaviors, and expectations associated with the two sexes.

GENDER AND DEVELOPMENT, an approach to or a paradigm of development focusing on social, economic, political, and cultural forces, that determines how differently women and men participate in, benefit from, and control resources and activities. It shifts the focus from women as a group, to the socially determined relations between women and men.

GENDER EQUALITY means that women and men enjoy the same status. Gender equality means that women and men have equal conditions for realizing their full human rights and potential to contribute to national, political, economic, social, and cultural development, and to benefit from the results. It is the equal valuing by society of both the similarities and differences between women and men; and the varying roles that they play in society.

GENDER EQUITY is the process of being fair to women and men. To ensure fairness, measures must often be available to compensate for historical and social disadvantages that prevent women and men from otherwise operating on a level playing field. Equity leads to equality.

GENDER ROLES are culturally defined attitudes, behaviors, and social positions that are based on sex.

GENDER STEREOTYPING is the tendency to assign fixed, unquestioned and unexamined beliefs and perceptions about women and men that are assumed to be true for both at all times.

MARGINALIZATION is when women's participation in development is limited to traditional programs and projects. It fails to recognize women's concerns in other areas, particularly within the economic sectors. Hence, women are unable to achieve their full development potentials.

SEX is a natural distinguishing variable based on biological characteristics of being a man or a woman. It refers to physical attributes pertaining to a person's body contour, features, genitals, hormones, genes, chromosomes, and reproductive organs.

SUBORDINATION, or the secondary status of women in society. Because of this, they have less access to and control over resources for development and its benefits.

Sources

A Guidebook on Gender Mainstreaming, 2001; Skilling and Tooling for Gender-Responsive Legislation, 2001; Draft Sourcebook on GAD Dictionary, 2001; Engendering Development, World Bank 2000; Laws on Women, 2000; Toward a Gender-Responsive Legislation, 1999; CIDA's Policy on Gender Equality, 1999; Making the Bureaucracy Gender-Responsive, 1994; The Tech and Tools Book: A Guide to Technologies Women Are Using Worldwide, 1986; Gender Sensitivity Training, 1998; Organization Teams: Building Continuous Quality Improvement, 1994; Increasing Women's Political Awareness: A Manual of Exercises, 1996.

NCRFW
Board of Commissioners

Aurora Javate-de Dios
Chairperson

Government Commissioners

Sec. Luis P. Lorenza, DA
Sec. Emilia T. Boncodin, DBM
Sec. Edilberto C. de Jesus, DepED
Sec. Blas F. Ople, DFA
Sec. Jose D. Lina, Jr., DILG
Sec. Manuel M. Dayrit, DOH
Patricia A. Sto. Tomas, DOLE
Sec. Corazon Juliano-Soliman, DSWD

Sec. Manuel A. Roxas II, DTI
DG Romulo L. Neri, NEDA

Alternate Representative

Usec. Cynthia G. Castel
Dir. Alice A. Pañares
Usec. Delia D. Albert
Assec. Austere A. Panadero
Assec. Zenaida O. Ludovice
Usec. Lucita S. Lazo
Assec. Rhoda F. Yap;
Assec. Lourdes G. Balanon
Assec. Armin B. Santos
ADG Margarita R. Songco

Non Government Commissioners

Myrna S. Feliciano	-	Academe/Education Sector
Isabelita Sy-Palanca	-	Business and Industry
Dr. Amelou Benitez-Reyes	-	Culture and Arts
Eulalia H. Lim	-	Elderly and Disabled Sector
Victoria Tauli-Corpuz	-	Indigenous Peoples
Jurgette A. Honculada	-	Labor
Alexandra Prieto-Romualdez	-	Media and Arts
Germalyn G. Esparago	-	Urban Poor Sector
Myrna T. Yao	-	NCWP
Juanita V. Gomez	-	Peasants and Fisherfolks
Encarnacion N. Raralio	-	Science and Health
Damcelle S. Torres	-	Youth

Emmeline L. Verzosa
Executive Director



For information and technical support, please contact:

The program Development Division

OFFICE OF THE PRESIDENT

National Commission on the Role of Filipino Women (NCRFW)

*National Machinery for the Advancement of Women and Policy-making Body of the
President and the Cabinet on Women's Concerns*

1145 J. P. Laurel Street, San Miguel, Manila

Tel. No. (632) 735-8917 • Fax (632) 736-4449

email: pdd@ncrfw.gov.ph; website: www.ncrfw.gov.ph